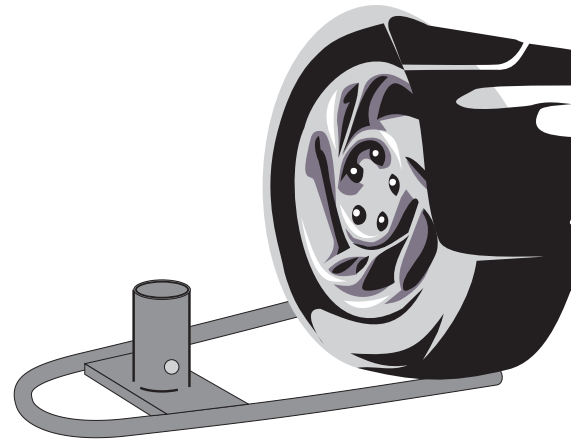


Assembly instructions

PRESS



Flag
innovations




CAR WHEEL POSITION



Do not position the car wheel at the furthest point on the wheel base



Position the car wheel as close a possible to the flagpole However making sure that once the pole is in place it DOES NOT touch the cars bodywork



WARNING

DONT NOT FLY FLAGS WHEN THE WIND SPEED EXCEEDS 45 MPH

IT IS RECOMMENDED THAT THE FLAGS SHOULD BE TAKEN DOWN IN STRONG WIND TO PROLONG THE LIFE OF A FLAG AND PROTECT THE POLE FROM EXCESSIVE STRESS CAUSED BY MOVEMENT

WHEN USING A FLAG WITH A ROTATING ARM UNIT NEVER OVER TIGHTEN CABLE TIES.

MAKE SURE THAT THE ARM AND FLAG CAN ROTATE IN 360 DEGREE